

Debutots Online Learning Support Pack



Dear Parent / Carer

This pack has been designed to give you and your child / children further ideas, linked to each week's story, for extended learning together at home. With lots of practical templates there are opportunities for independent learning too!

This is not mandatory but we thought it would help continue the enjoyment beyond the class if you'd like to and perhaps help to fill some long days at home.

Please don't hesitate to get in touch with us with any queries and please give us your thoughts or feedback too. We want to give you as much support as possible during this difficult time.

Keep well and look after each other.

Love from,

Everyone at Debutots
xx

External links disclaimer

Throughout this pack you will find links to external websites. These links are being provided as a convenience and for informational purposes only and do not imply on the part of Debutots any endorsement or guarantee of any of the organisations or information (including the right to display such information) found on their respective websites. Although we make every effort to ensure these links are accurate, up to date and relevant, Debutots cannot take responsibility for pages maintained by external providers.

If you come across any external links that don't work, we would be grateful if you could report them to us.

All outside source material has been fully credited.

Dear Debutot,

(if your little Debutot can't read this just yet, please may a grown up or big brother or sister help!)

This week our story was called "Fazzi's First Day at Farming School". We hope you loved it just as much as we did. Inside this booklet you will find all sorts of fun activities you can do at home either on your own or with a grown up, sibling or a friend. Everything in this activity booklet is based on Fazzi's adventures that we heard about today! We have game ideas, arts and crafts, music and even some super cool colouring pages.

On this page you will find a list of YouTube links.

Hope you have a great time completing some of these fun activities.

We would love you to share any photos you have of your creations with your Debutots Teachers.

ENJOY!

This week's song lyrics are on the next page. Here is a Vimeo link to hear our very own Steve (Debutots West London and Mid-Sussex), singing this week's song. You can play this link again to sing along!

<https://vimeo.com/420044332>

This is a link for a children's meditation farm story. It will be great when you need some time to relax. Get comfortable, cosy and enjoy!

<https://www.youtube.com/watch?v=OI0KyRLUmfQ>

HAVE FUN!

Music

This is the way we go to school,
Go to school, go to school
This is the way we go to school
So early in the morning.

This is the way we dress ourselves,
Dress ourselves, dress ourselves
This is the way we dress ourselves
So early in the morning.

This is the way we wash our hands,
Wash our hands, wash our hands
This is the way we wash our hands
So early in the morning.

This is the way we brush our teeth,
Brush our teeth, brush our teeth
This is the way we brush our teeth
So early in the morning.

This is the way we carry our boks,
Carry our books, carry our books
This is the way we carry our books
So early in the morning.

This is the way we go to school,
Go to school, go to school
This is the way we go to school
So early in the morning.

Story Questions

These are some questions to ask your child after they have heard the story. Try to explore their answers and ask “Why?” This can be a discussion or there is space to write answers or draw pictures.

What did you learn from the story? Why?

What do you think Fazzi will do on his next day at school? Why?

What was your favourite part of the story? Why?

Who was your favourite character? Why?

What do you think happens next? Will Fazzi make lots of new friends?

Story Game

Farm animal game

In our story today we met some cows, chickens, horses and sheep.

Can you show your grown up the noises the animals make ? Can you move around the room just like the animals do? Try pretending to milk a cow, collect eggs from the chickens, brush the horse's mane and shear the sheep just like Fazzi did in our story.

What other animals do you think lived on the farm and can you pretend to be some of them as well?

HAVE FUN!

Arts and Crafts

First Day of School Keepsake

Today we will create our own first day of school keepsake

Everything you need

Paper plate

Coloured paper

String

Coloured pens/pencils

Glue

Now to piece it together

On the back of the paper plate, can you draw your face just like in the photo below. Ask a grown up to help you cut out a rectangle piece of coloured paper and write the words “My First Day at School” on it. Glue the rectangle onto the bottom of your paper plate face. Ask a grown up to help you cut out 2 circles and glue them to each side of the rectangle shape so they look like hands. Ask a grown up to help cut out 4 more different coloured shapes - a square, a triangle, a smaller rectangle and a circle. Talk about the things you would like to have written on the different pieces of paper such as the name of your school, your teacher’s name, what you will have for lunch, what day you are going to start school on, what games you’re going to play. There are lots of different things you can add and in fact you may need more shapes cut out. Cut out some pieces of string and glue the paper shapes to the end of the string then glue the string to the back of your paper plate.

ENJOY!

Don’t forget to share your creations with your Debutots Teachers!







cutesycrafts.com



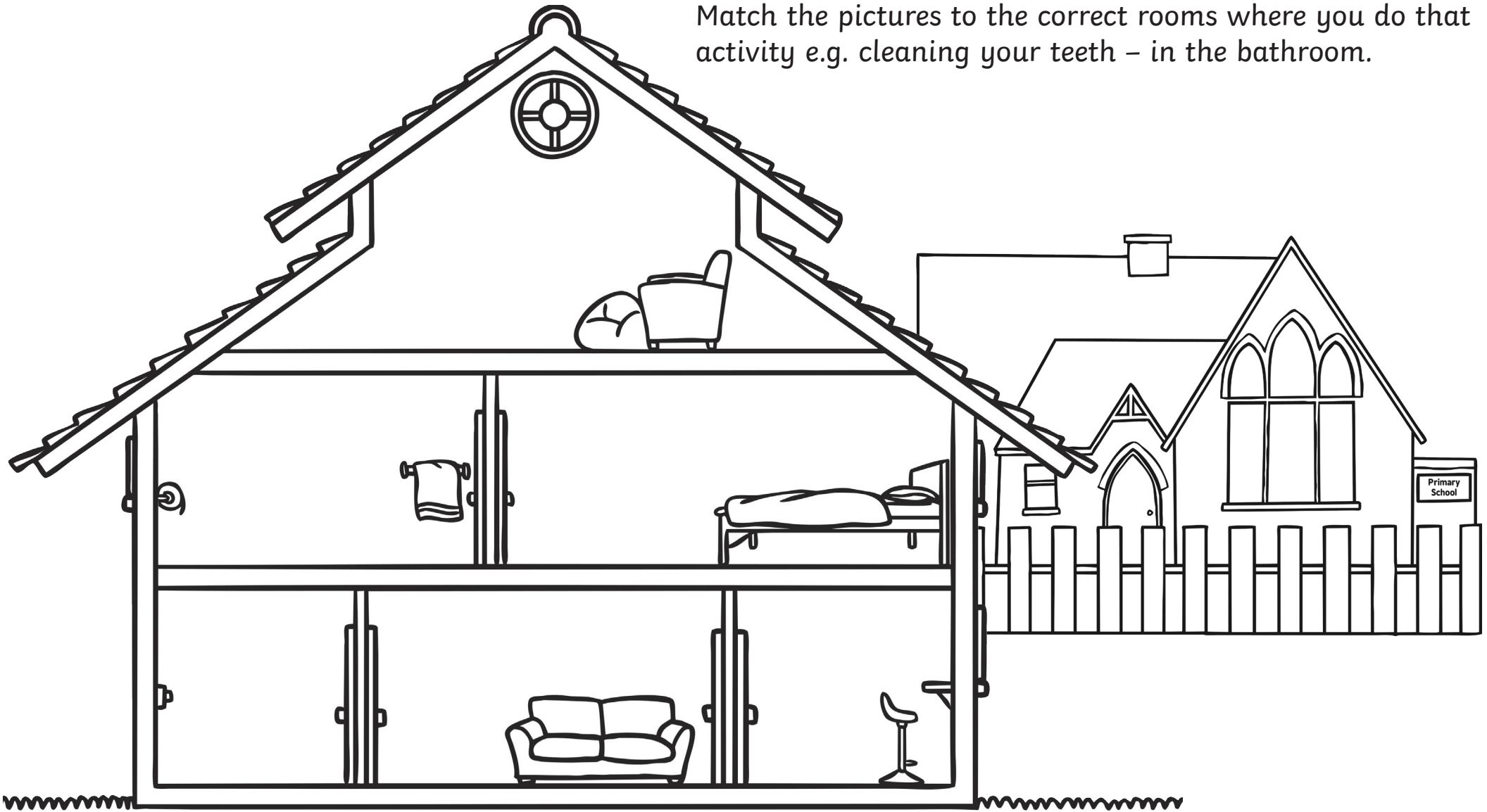
Getting Ready for School

Colour and cut these pictures out.




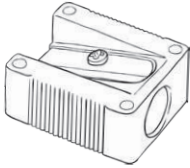




Getting Ready for School

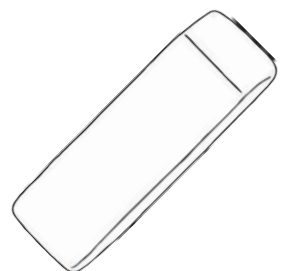
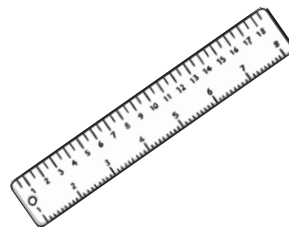
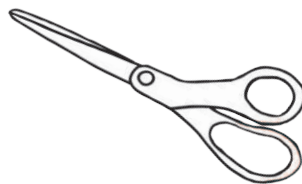
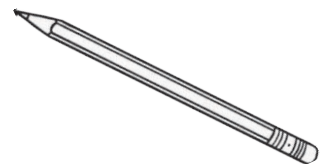

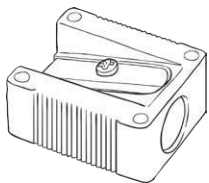
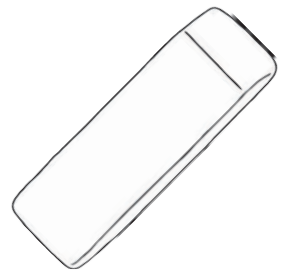
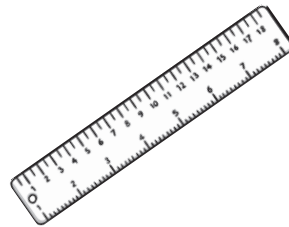
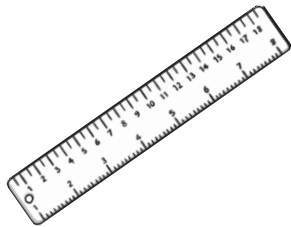
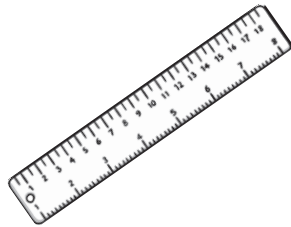
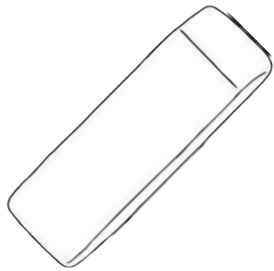
Match the pictures to the correct rooms where you do that activity e.g. cleaning your teeth – in the bathroom.



Can you write a number on each picture to say the order you do them in? For example: getting out of bed = Number 1.

School Supply Count and Color

					
yellow	purple	green	orange	blue	pink



Debutots®

Imagination takes you everywhere...

You're a Debutots star

You're going to shine at big school

story • drama • play

www.debutots.co.uk

